

DRENAG 1400-1800

SUBMERSIBLE PUMPS



TECHNICAL DATA

Operating range: from 6 to 33 m³/h with head up to 19,2 m for the single phase version, and 21,5 m for the three-phase version.

Pumped liquid: sandy water, muddy construction site water, clean waste water, rain water, ground water, fountain, river, or lake water, non aggressive.

Free passage of solids: 12 mm.

Liquid temperature range: from 0 °C to +55 °C

Max. immersion depth: 7 metres.

Protection class: IP68

Insulation class: F

Standard voltage: 220-240 V - 50Hz single-phase.
380-415 V - 50Hz three-phase.

Installation: fixed or portable, vertical position.

APPLICATIONS

Cast-iron centrifugal submersible pump with ring impeller, suitable for work site applications, designed for draining, lifting, or decanting sandy and muddy water, ground water, rain water, fountain water, clean waste water, lake and river water, containing solid particles with size up to 12 mm.

CONSTRUCTION FEATURES OF THE PUMP

Cast-iron pump body and motor casing. High resistance cast-iron ring impeller. Cast-iron suction covered with abrasion resistant rubber. Stainless steel rotor shaft, handle, filter, filter cover and bolts and screws. Inspectable oil seal chamber. Silicon carbide mechanical seal. GAS threaded 2" radial delivery port, to facilitate the installation of lifting devices (DSD 2).

CONSTRUCTION FEATURES OF THE MOTOR

Continuous duty, dry asynchronous submersible motor in watertight casing.

Rotor running on ball bearings, oversized and permanently lubricated.

Thermal protection in the winding, to be connected to the control panel.

In order to operate, the pumps must be equipped with control and protection systems, supplied separately and not connected to the electric pumps.

The single-phase version must be equipped with an MDN control panel, and built-in capacitor.

Supplied with 10 metre neoprene rubber power input cable 6x(4x1,5)+(2x0,5).

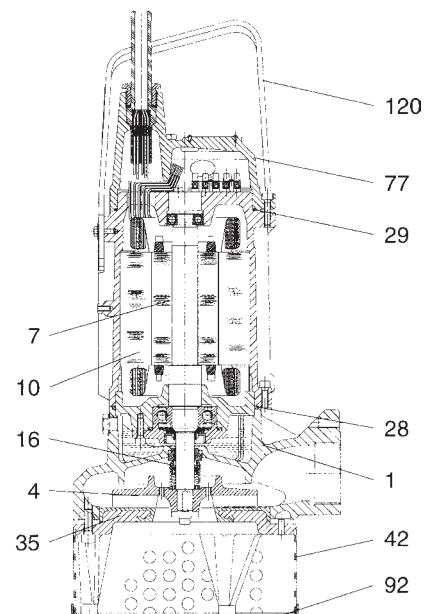
Number of poles: 2

Max starts/hour: 20

MATERIALS

N.	PARTS*	MATERIALS
1	PUMP BODY	CAST IRON 200 UNI ISO 185
4	IMPELLER	CAST IRON 200 UNI ISO 185
7	MOTOR SHAFT	AISI 416 STAINLESS STEEL X12CrS13 - UNI 6900/71
10	MOTOR CASING	CAST IRON 200 UNI ISO 185
16	MECHANICAL SEAL	SILICON CARBIDE
28	OR RING	VITON
29	OR RING	VITON
35	SUCTION COVER	CAST IRON 200 UNI ISO 185
42	SUCTION STRAINER	AISI 304 STAINLESS STEEL X5CrNi 1810- UNI 6900/71
77	PROTECTION COVER	CAST IRON 200 UNI ISO 185
92	STRAINER COVER	AISI 304 STAINLESS STEEL X5CrNi 1810- UNI 6900/71
120	HANDLE	AISI 304 STAINLESS STEEL X5CrNi 1810- UNI 6900/71

* In contact with the liquid



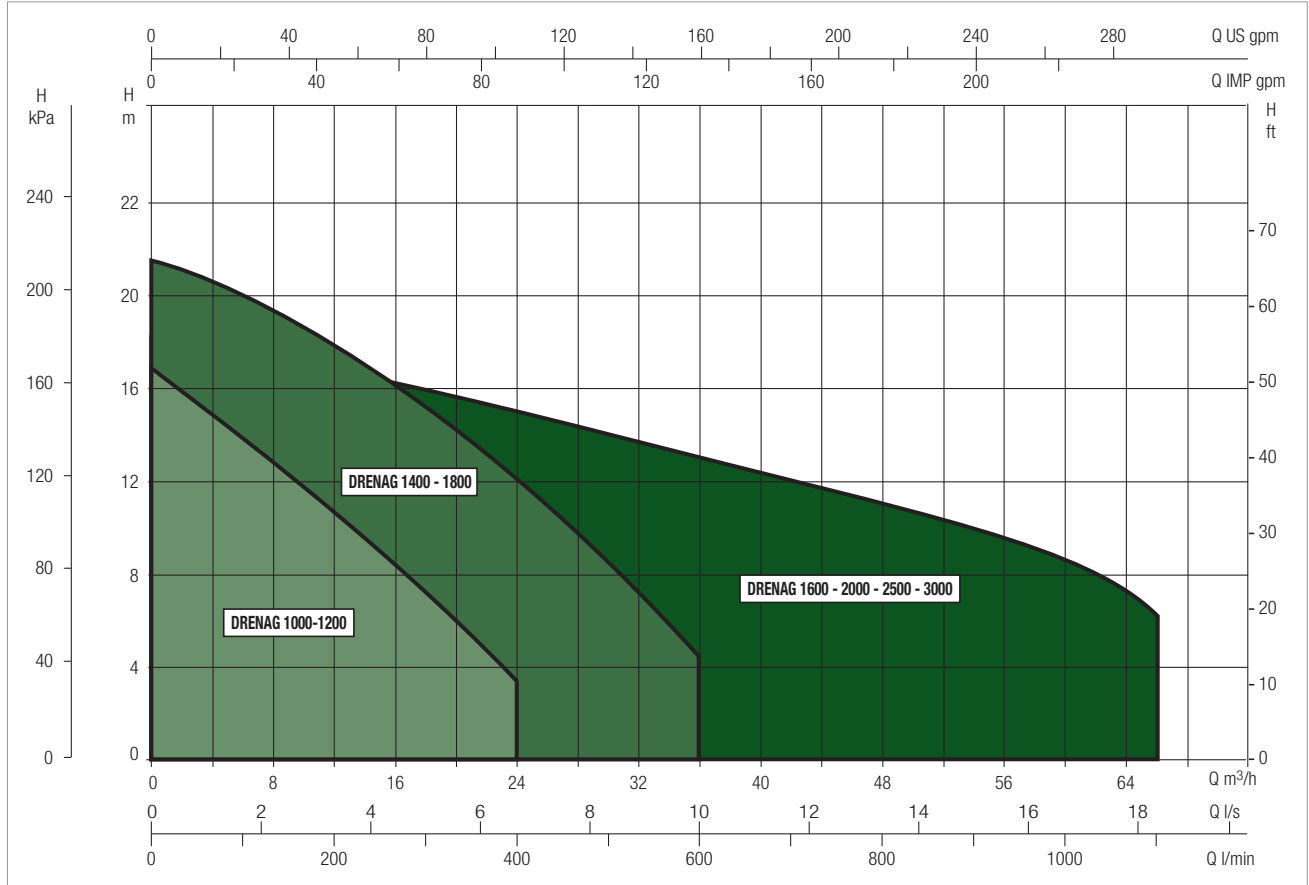
DRENAG RANGE

SUBMERSIBLE PUMPS

PERFORMANCE RANGE

The performance curves are based on kinematic viscosity values = 1 mm²/s and density equal to 1000 kg/m³. Curve tolerance according to ISO 9906.

GRAPHIC SELECTION TABLE

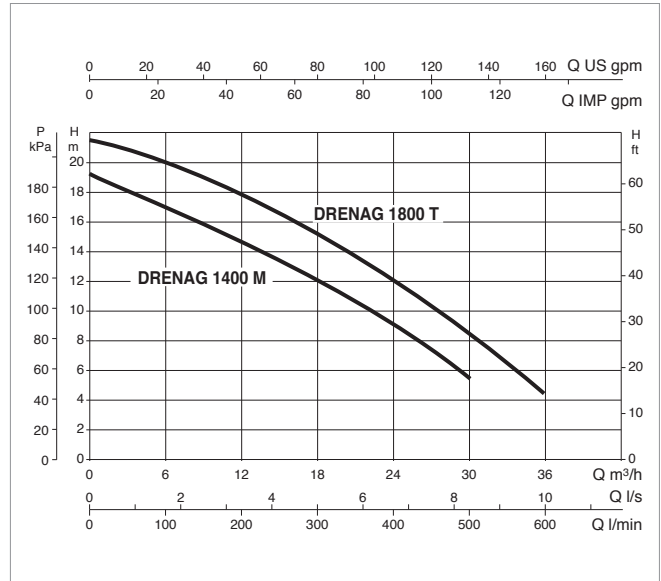
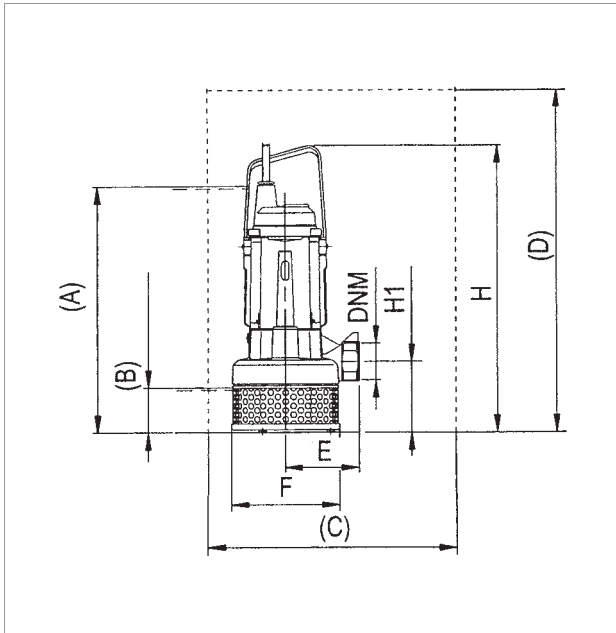


SELECTION TABLE - DRENAG 1400-1800

MODEL	Q= m ³ /h																
	0	3	6	9	12	15	18	24	30	36	42	48	54	60	66		
	Q= l/min																
	0	50	100	150	200	250	300	400	500	600	700	800	900	1000	1100		
DRENAG 1400 M	H	19.2	17	15.9	14.6	13.5	12.1	9	5.5								
DRENAG 1800 T	(m)	21.5	20	19	18	16.5	15.2	12	8.5	4.5							

DRENAG 1400 - 1800 - SUBMERSIBLE PUMPS FOR DRAINING CONSTRUCTION SITE CLEAN AND SANDY WATER

Liquid temperature range: from 0 °C to +55 °C



The performance curves are based on kinematic viscosity values = 1 mm²/s and density equal to 1000 kg/m³. Curve tolerance according to ISO 9906.

MODEL	ELECTRICAL DATA						
	POWER INPUT 50 Hz	P1 MAX kW	P2 NOMINAL		In A	CAPACITOR	
			kW	HP		µF	Vc
DRENAG 1400 M	1 x 220V - 240V ~	2	1.1	1.5	9.2	30	450
DRENAG 1800 T	3 x 400V ~	2.3	1.5	2	4.4	-	-

MODEL	A	B	C	D	E	F Ø	DNM	H	H1	PACKING DIMENSIONS			VOLUME (m³)	WEIGHT kg
										L/A	L/B	H		
DRENAG 1400	500	90	500 X 500 min	600 min	150	219	2" G	584	144	680	330	446	0.1	43.3
DRENAG 1800	500	90	500 X 500 min	600 min	150	219	2" G	584	144	680	330	446	0.1	44.2